

SIX NATIONS of the GRAND RIVER

Customer Resource Guide:

ADDING FINANCIAL INFORMATION

Step ONE:

Log into Six Nations of the Grand River's Booking system at: <https://sngr.perfectmind.com/>

Step TWO:

Go to the "My Info" tab at the top of the screen to view your account details. Scroll down the screen until you see "Finance Info." Select the "+ New" button to start adding new financial information to your account.

Step THREE:

Enter the Credit Card information, as well as your Billing Address. Once all the required fields are completed, select "Save" to add the card information to your profile.




SIX NATIONS of the GRAND RIVER

Customer Resource Guide: **ADDING FINANCIAL INFO**

STEP ONE:

Log into Six Nations of the Grand River's Booking system at: <https://sngr.perfectmind.com/>



The screenshot shows the login interface for the Six Nations of the Grand River booking system. At the top is the organization's logo, which features a tree inside a circular emblem with the text "SIX NATIONS OF THE GRAND RIVER". Below the logo is a link that says "Don't have a login? [Sign up](#)". The main login area is titled "Login to your account" and contains two input fields: "Email" and "Password". The "Password" field has a "Forgot password?" link to its right. At the bottom of the form is a blue "Login" button.

Questions? Email us at:
sngrprbookings@sixnations.ca

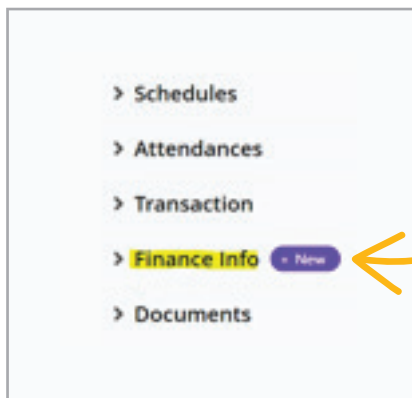
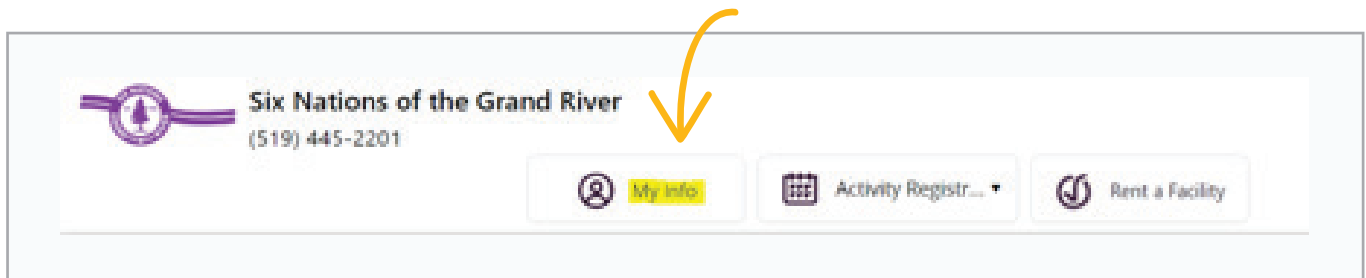


SIX NATIONS of the GRAND RIVER

Customer Resource Guide: **ADDING FINANCIAL INFO**

STEP TWO:

Go to the "My Info" tab at the top of the screen to view your account details. Scroll down the screen until you see "Finance Info." Select the "+ New" button to start adding new financial information to your account.



SIX NATIONS of the GRAND RIVER

Customer Resource Guide: **ADDING FINANCIAL INFO**

STEP THREE:

Enter the Credit Card information, as well as your Billing Address. Once all the required fields are completed, select "Save" to add the card information to your profile.

Detail

Type Required Holder Name Required
Credit Card
Default Valid

Times Failed
0

Notes

Credit Card Detail

Credit Card Type Required Expiry Month Required
Visa --None--

System Info

Parent Record
Jane Doe

Cancel Save